



Anterior Cervical Plate System



System Overview

The CETRA™ Anterior Cervical Plate System offers a low profile titanium alloy plate with an intuitive locking mechanism, large graft windows, a high degree of screw angulation and simplified instrumentation.

The CETRA™ Anterior Cervical Plate System offers a low profile titanium alloy plate with an intuitive locking mechanism, large graft windows, a high degree of screw angulation and simplified instrumentation.

SINGLE STEP LOCKING

The screw locking mechanism is designed to simultaneously lock over two screws when turned 180° with the double driver. There will be visual and tactile feedback when the mechanism is locked.



INTRAOPERATIVE FLEXIBILITY

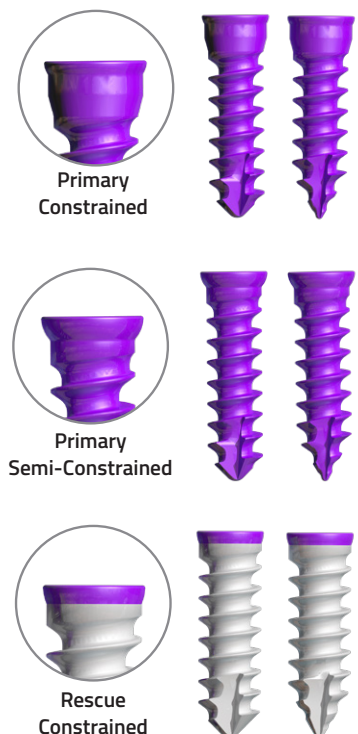
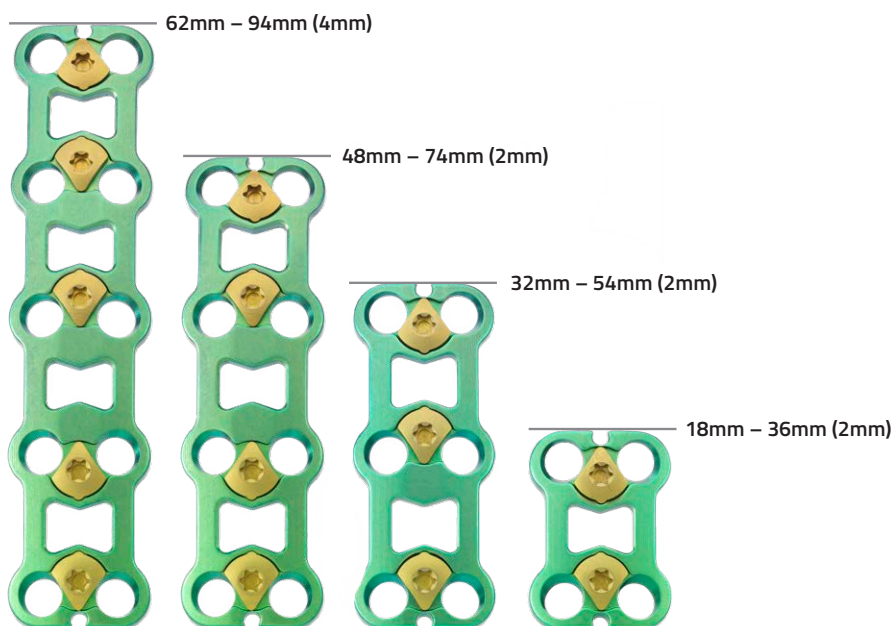
Plate Design


- One through four level plates
- Constrained and Semi-Constrained screw options
- Semi-Constrained screws: fixation at -5° to 20° cephalad/ caudal, $\pm 10^{\circ}$ middle holes
- Constrained screws: fixation at $+10^{\circ}$ cephalad/ caudal, 0° middle holes
- 10° Medial convergence

Screw Design

- Self-tapping and Self-drilling
- Constrained and Semi-Constrained screw options
- Primary 4.0mm, Rescue 4.5mm
- Color coded:

● 12mm ● 14mm ● 16mm (standard)





Thin design with maximum 17mm width

Maximized graft visualization

Low profile, 2.2mm plate thickness


Pre-machined with lordosis to fit patient anatomy

Midline alignment notch for temporary plate fixation with tacks

Locking mechanism is easily confirmed with tactile and visual feedback

STREAMLINED INSTRUMENTATION:

- Driver is used to drive bone screws and engage locking mechanism
- AO connect drills and taps



Please visit [Orthofix.com/IFU](https://www.orthofix.com/IFU) for full information on indications for use, contraindications, warnings, precautions, adverse reactions and sterilization.

Caution: Federal law (USA) restricts this device to sale by or on the order of a physician. Proper surgical procedure is the responsibility of the medical professional. Operative techniques are furnished as an informative guideline. Each surgeon must evaluate the appropriateness of a technique based on his or her personal medical credentials and experience.



Orthofix
3451 Plano Parkway
Lewisville, Texas 75056-9453 USA
1.214.937.3199
1.888.298.5700
www.orthofix.com



Medical Device Safety Services (MDSS):
Schiffgraben 41
30175, Hannover
Germany
+49 511 6262 8630
www.mdss.com

Rx Only
CE ²⁷⁹⁷

Orthofix products or services referenced herein are trademarks or registered trademarks of Orthofix Medical Inc. and its group of companies. Any rights not expressly granted herein are reserved.